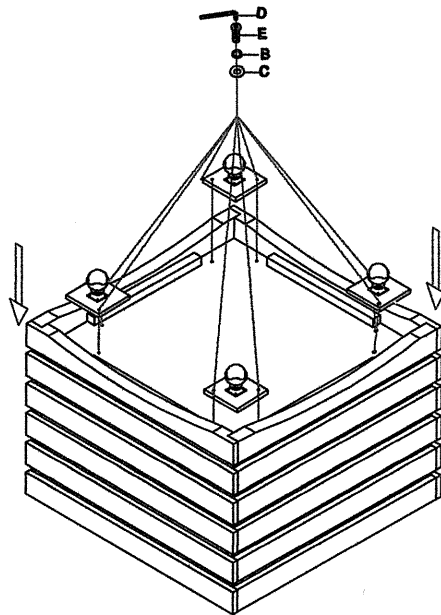




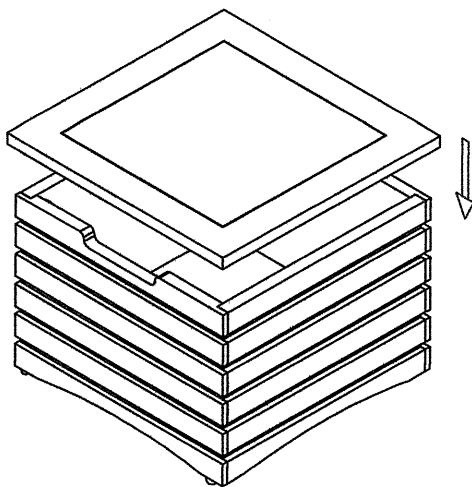
null|furniture

ASSEMBLY INSTRUCTION

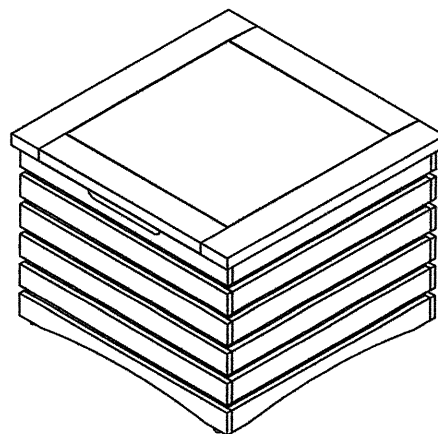
ITEM NO:6618-01
STORAGE TABLE CUBE



STEP 4



STEP 5



STEP 6

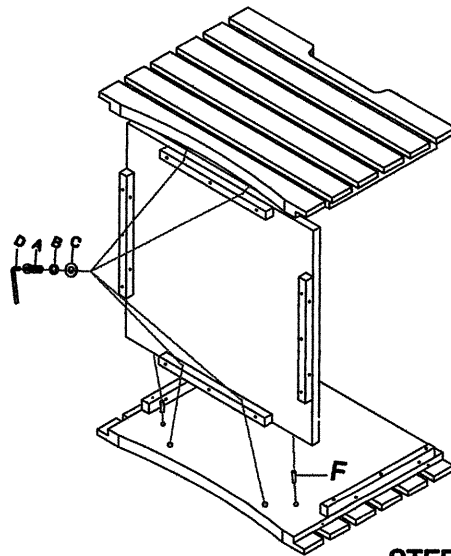
DO NOT TIGHTEN SCREWS
UNTIL COMPLETELY ASSEMBLED

Item	Sketch	Description	Qty
A		Bolt 1/4"x1-3/8"	16 PCS
B		Lock Washer 1/4"	24 PCS
C		Flat Washer 1/4"x16mm	24 PCS
D		Allen Wrench 1/4"	1 PC
E		Bolt 1/4"x1"	8 PCS
F		Dowel ø8*30mm	16 PCS

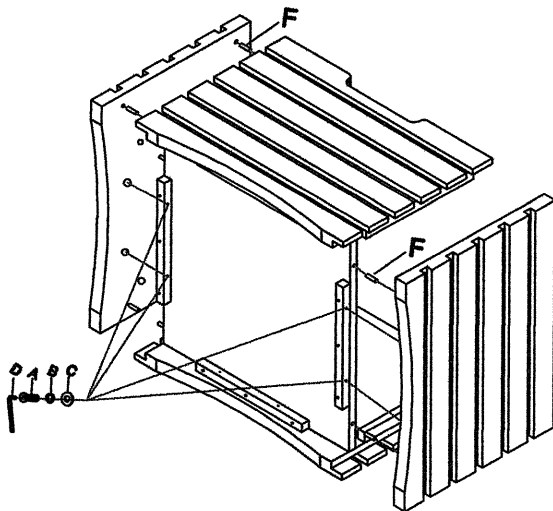


ASSEMBLY INSTRUCTION

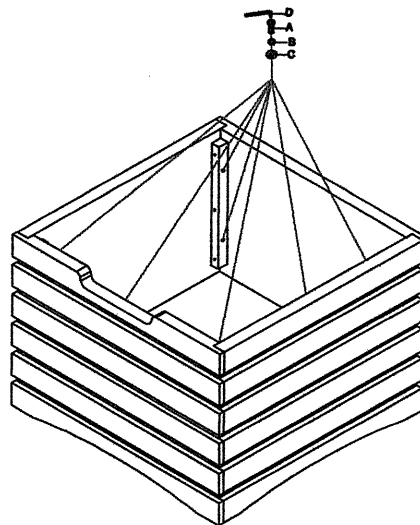
ITEM NO:6618-01
STORAGE TABLE CUBE



STEP 1



STEP 2



STEP 3

**DO NOT TIGHTEN SCREWS
UNTIL COMPLETELY ASSEMBLED**