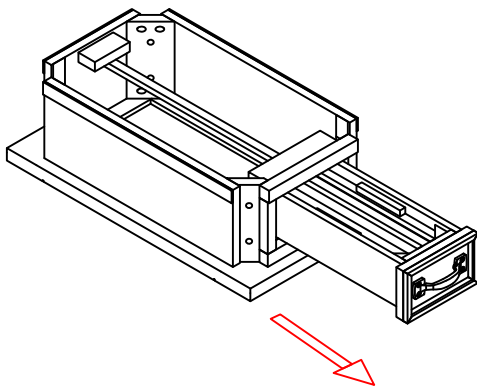


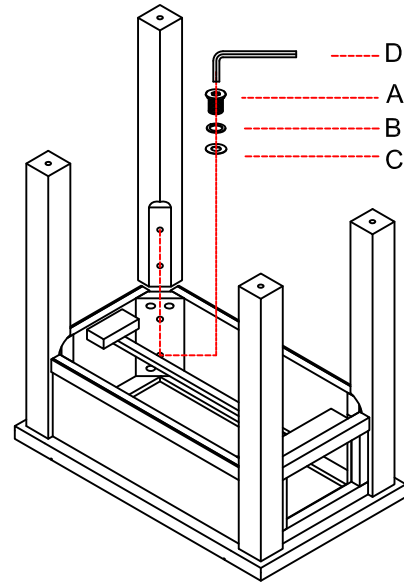
ASSEMBLY INSTRUCTION

ITEM NO:5519-07

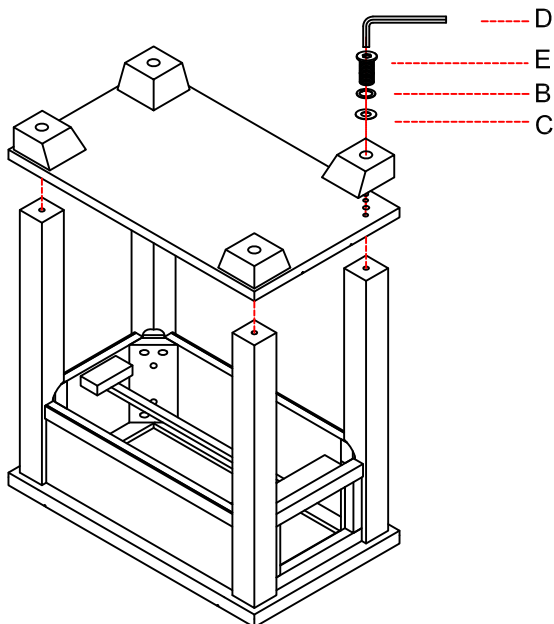
CHAIRSIDE TABLE



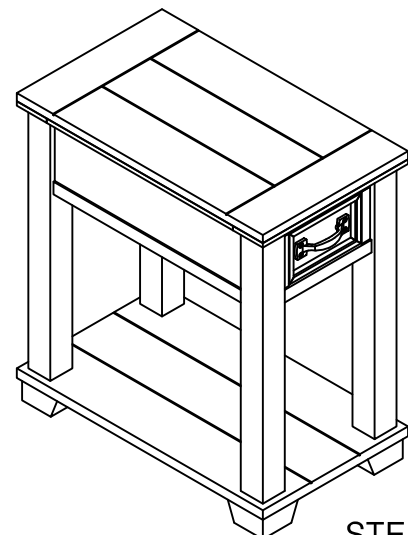
STEP 1



STEP 2








STEP 3



STEP 4

DO NOT TIGHTEN SCREWS
UNTIL COMPLETELY ASSEMBLED

Item	Sketch	Description	Qty
A		Bolt 1/4"x1-3/4"	8 PCS
B		Lock Washer 1/4"	12 PCS
C		Flat Washer 1/4"x16mm	12 PCS
D		Allen Wrench 1/4"	1 PC
E		Bolt 1/4"x2-1/4"	4 PCS