

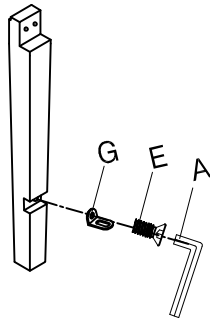


nul furniture

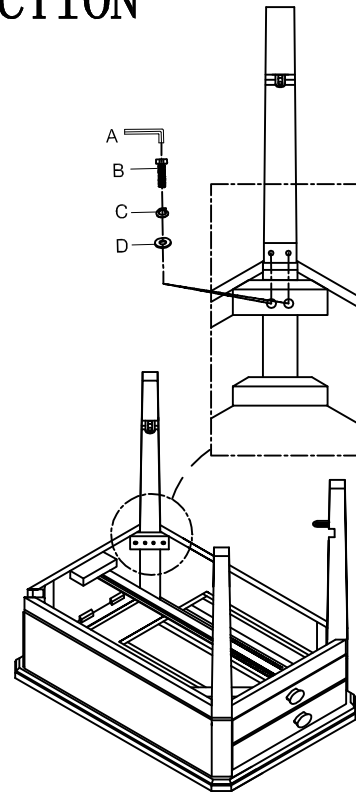
## ASSEMBLY INSTRUCTION

ITEM NO:2016-17

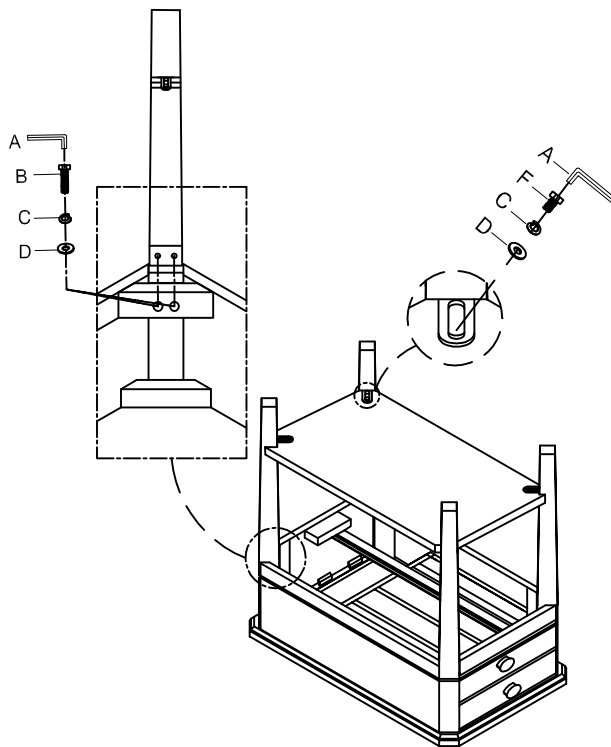
CHAIRSIDE TABLE




STEP 1



STEP 2



STEP 3



| Item | Sketch | Description           | Qty    |
|------|--------|-----------------------|--------|
| A    |        | Allen Wrench 1/4"     | 1 PC   |
| B    |        | Bolt 1/4"x2-1/4"      | 8 PCS  |
| C    |        | Lock Washer 1/4"      | 12 PCS |
| D    |        | Flat Washer 1/4"x16mm | 12 PCS |
| E    |        | Bolt 1/4"x5/8"        | 4 PCS  |
| F    |        | Bolt 1/4"x5/8"        | 4 PCS  |
| G    |        | "L" Bracket           | 4 PCS  |
|      |        |                       |        |
|      |        |                       |        |
|      |        |                       |        |

DO NOT TIGHTEN SCREWS  
UNTIL COMPLETELY ASSEMBLED