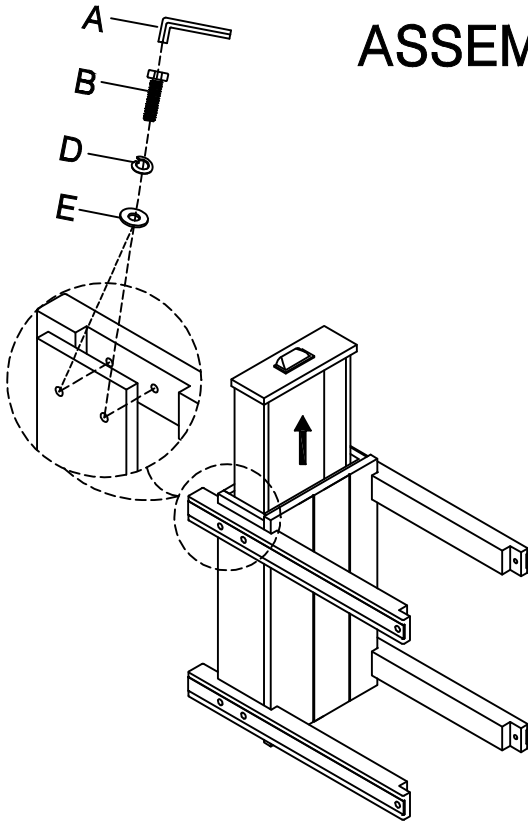


Null

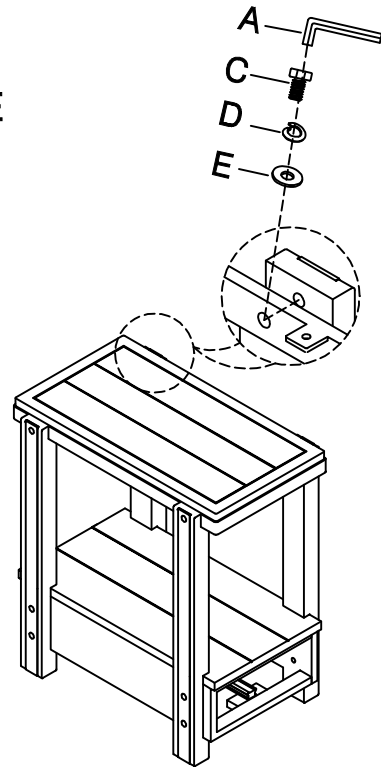
ASSEMBLY INSTRUCTION

ITEM NO:1017-17

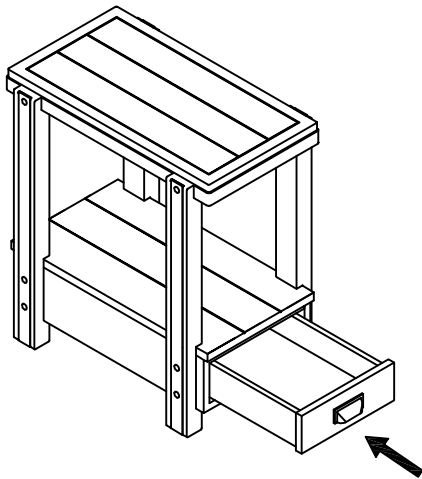
CHAIRSIDE TABLE



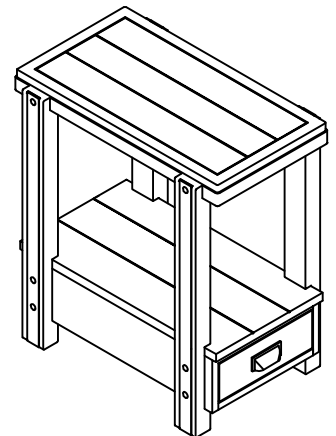
STEP 1



STEP 2



STEP 3



DO NOT TIGHTEN SCREWS
UNTIL COMPLETION OF ASSEMBLY

Item	Sketch	Description	Qty
A		Allen Wrench 1/4"	1 PC
B		Bolt 1/4"x1-1/4"	8 PCS
C		Bolt 1/4"x3/4"	4 PCS
D		Lock Washer 1/4"	12 PCS
E		Flat Washer 1/4"x16mm	12 PCS