

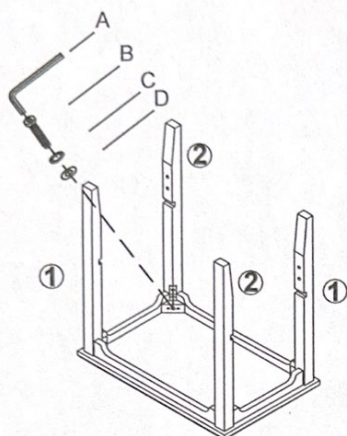


null | furniture

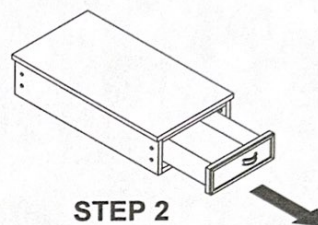
## ASSEMBLY INSTRUCTION

ITEM NO:7023-07

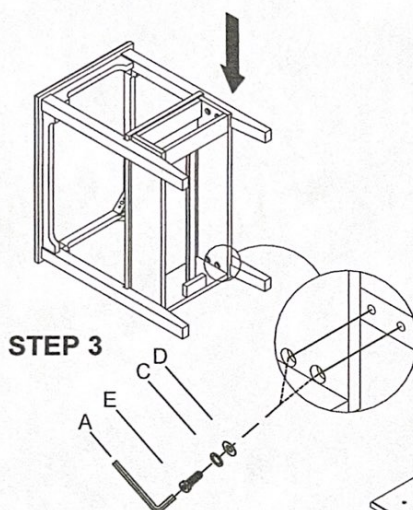
CHAIRSIDE TABLE



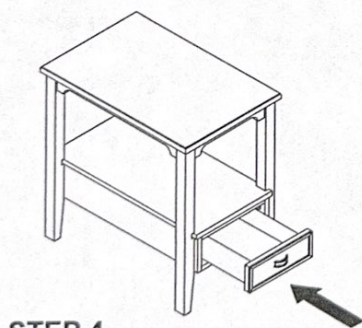
STEP 1



STEP 2



STEP 3



STEP 4

**DO NOT TIGHTEN SCREWS  
UNTIL COMPLETELY ASSEMBLED**

Item	Sketch	Description	Qty
A		Allen Wrench 1/4"	1 PC
B		Bolt 1/4"x1-3/4"	4 PCS
C		Lock Washer 1/4"	12 PCS
D		Flat Washer 1/4"x16mm	12 PCS
E		Bolt 1/4"x1-1/4"	8 PCS