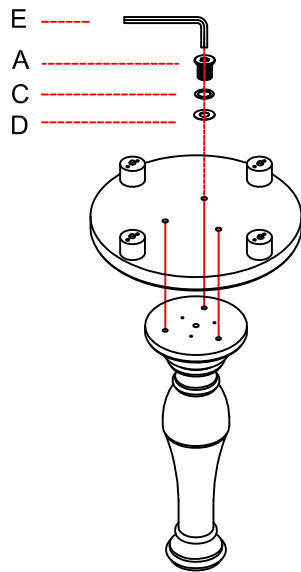
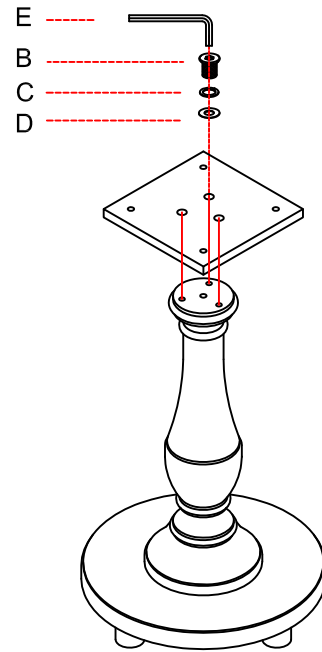


ASSEMBLY INSTRUCTION

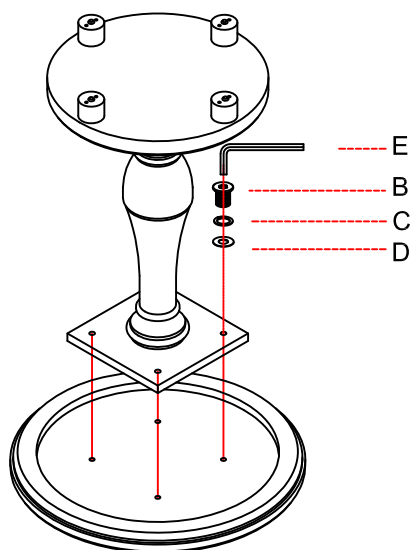
ITEM NO:6618-12
ROUND PEDESTAL




STEP 1



STEP 2








STEP 3



STEP 4

DO NOT TIGHTEN SCREWS
UNTIL COMPLETELY ASSEMBLED

Item	Sketch	Description	Qty
A		Bolt 1/4"x2"	3 PCS
B		Bolt 1/4"x1-1/4"	7 PCS
C		Lock Washer 1/4"	10 PCS
D		Flat Washer 1/4"x16mm	10PCS
E		Allen Wrench 1/4"	1 PC