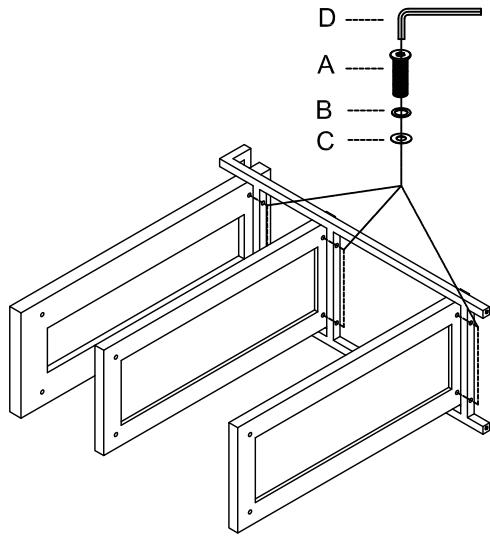
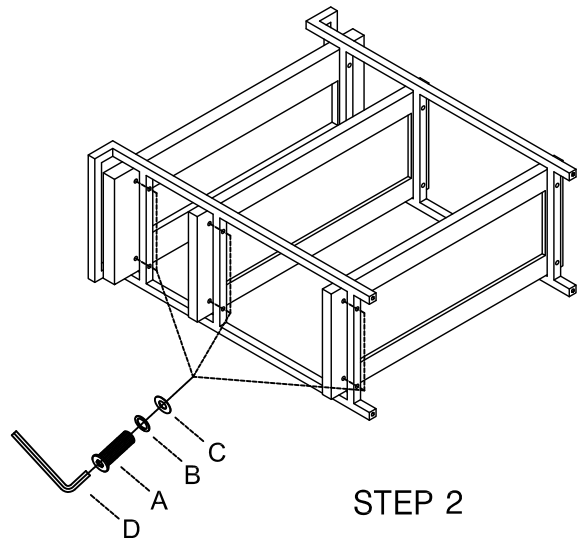


ASSEMBLY INSTRUCTION

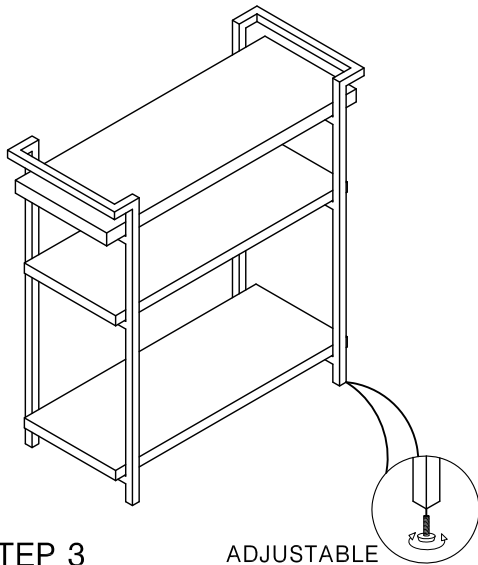
ITEM NO:9919-26
SMALL CONSOLE



STEP 1



STEP 2



STEP 3

ADJUSTABLE

DO NOT TIGHTEN SCREWS
UNTIL COMPLETELY ASSEMBLED

Item	Sketch	Description	Qty
A		Bolt 1/4"x1-1/4"	12 PCS
B		Lock Washer 1/4"	12 PCS
C		Flat Washer 1/4"x16mm	12 PCS
D		Allen Wrench 1/4"	1 PC