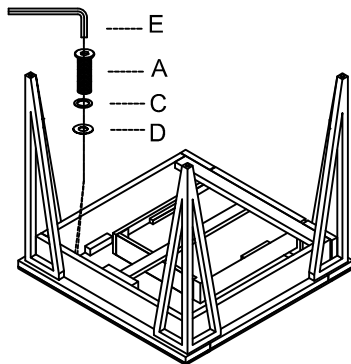
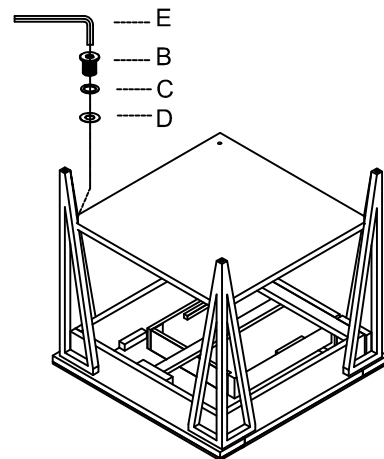


## ASSEMBLY INSTRUCTION

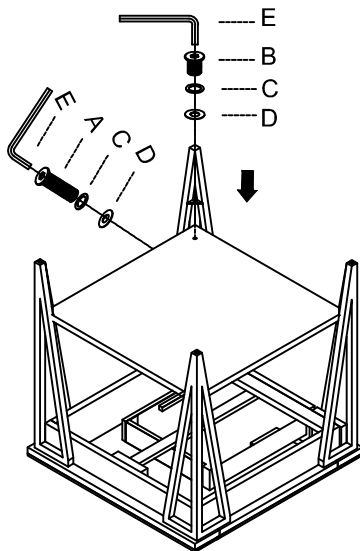
ITEM NO:1019-05  
END TABLE



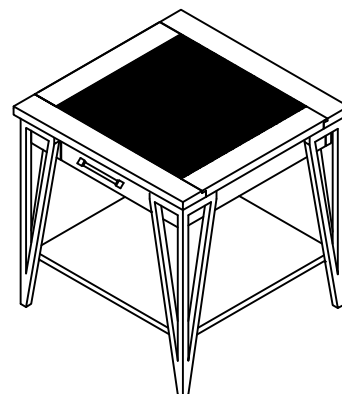
STEP 1



STEP 2



STEP 3



STEP 4

DO NOT TIGHTEN SCREWS  
UNTIL COMPLETELY ASSEMBLED

Item	Sketch	Description	Qty
A		Bolt 1/4"x1-1/4"	8 PCS
B		Bolt 1/4"x5/8"	4 PCS
C		Lock Washer 1/4"	12 PCS
D		Flat Washer 1/4"x16mm	12 PCS
E		Allen Wrench 1/4"	1 PC