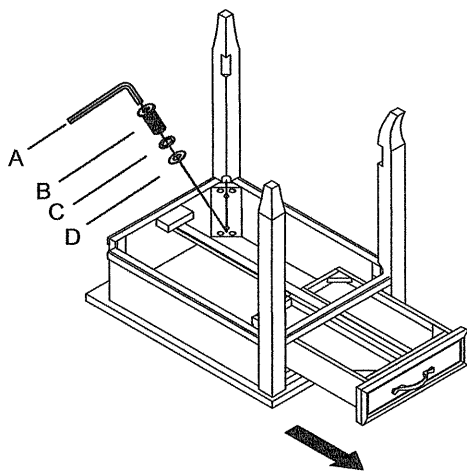




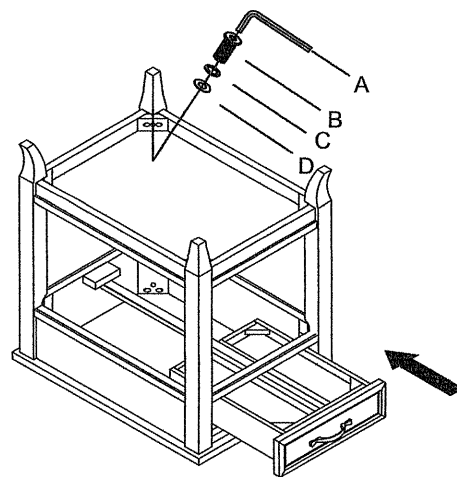
null | furniture

## ASSEMBLY INSTRUCTION


ITEM NO:6623TA&NTA-07  
CHAIRSIDE TABLE



STEP 1



STEP 2



**DO NOT TIGHTEN SCREWS  
UNTIL COMPLETELY ASSEMBLED**

Item	Sketch	Description	Qty
A		Allen Wrench 1/4"	1 PC
B		Bolt 1/4"x1-3/4"	12 PCS
C		Lock Washer 1/4"	12 PCS
D		Flat Washer 1/4"x16mm	12 PCS