

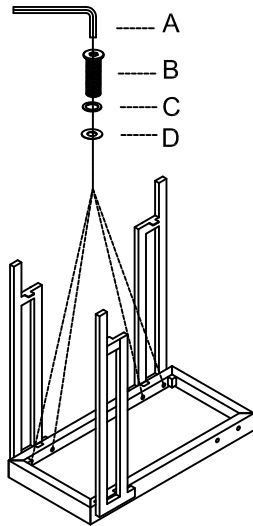


null | furniture

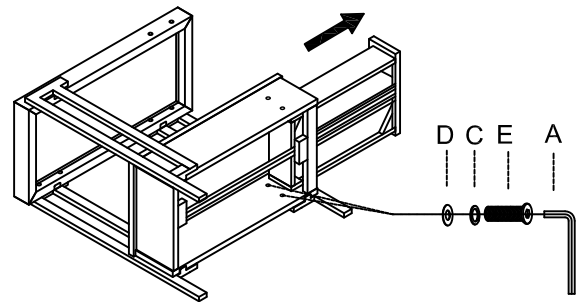
ASSEMBLY INSTRUCTION

ITEM NO:3021-07

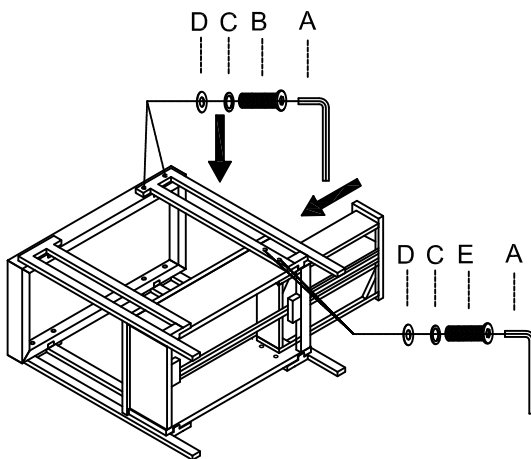
CHAIRSIDE TABLE



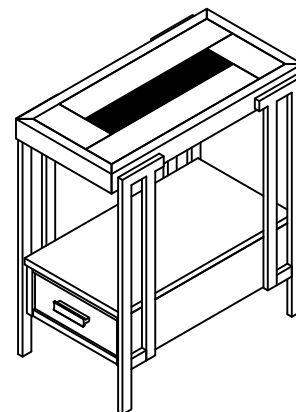
STEP 1



STEP 2



STEP 3



STEP 4

DO NOT TIGHTEN SCREWS
UNTIL COMPLETELY ASSEMBLED

Item	Sketch	Description	Qty
A		Allen Wrench 1/4"	1 PC
B		Bolt 1/4"x1-1/4"	8 PCS
C		Lock Washer 1/4"	16 PCS
D		Flat Washer 1/4"x16mm	16 PCS
E		Bolt 1/4"x1"	8 PCS