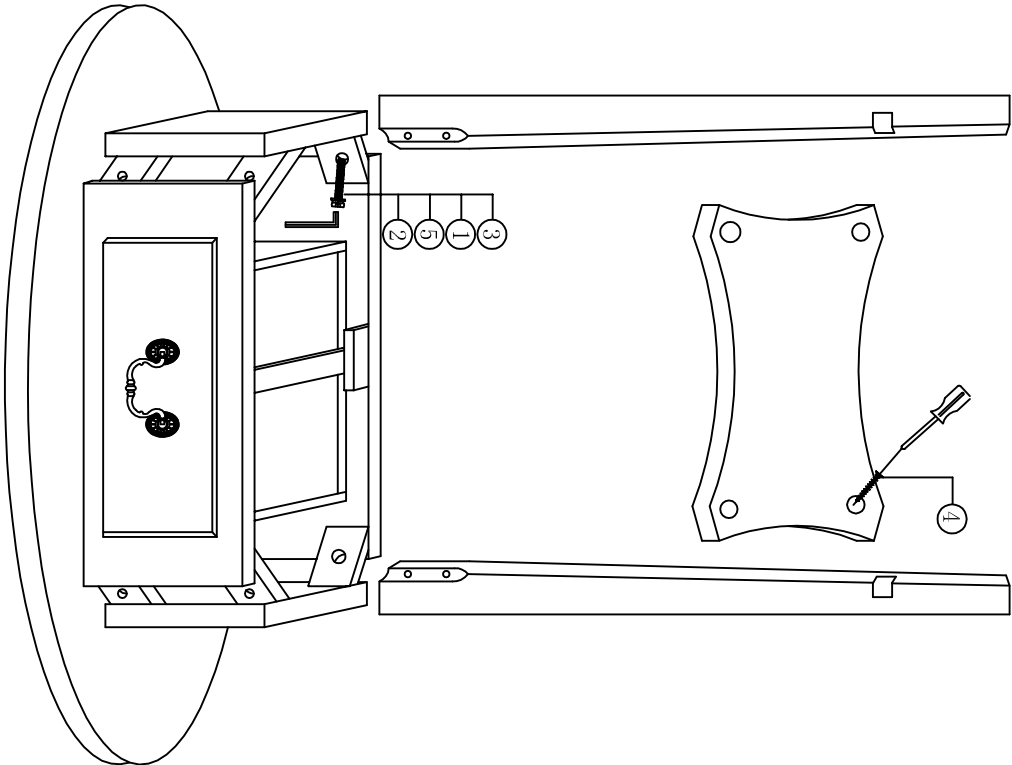







ASSEMBLY INSTRUCTIONS
STYLE NO: 1900-020/02C/02B/02CHR
1900-060/06C/06B/06CHR
1900-420/42/54/42CHR



NO	DESCRIPTION	SHAPE	QTY
1	SCREW		8
2	WASHER		8
3	K/D KEY		1
4	SCREW		4
5	LOCK WASHER		8