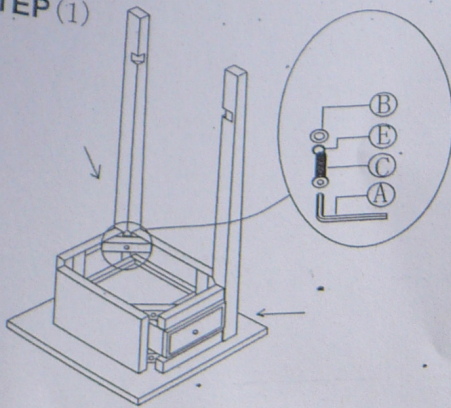
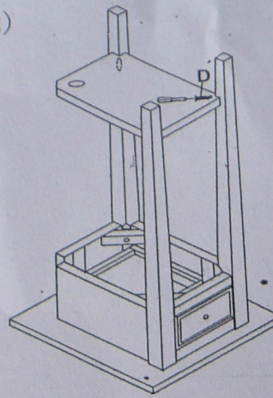


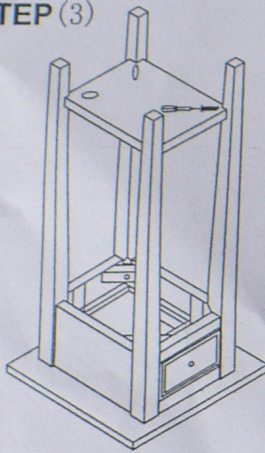
STEP (1)




STEP (2)



STEP (3)



STEP (4)



ASSEMBLY INSTRUCTIONS

STYLE NO:1900-50LW/50O/50W/50B

NO	DESCRIPTION	SHAPE	QTY
A	K/D KEY		1
B	WASHER		8
C	SCREW		8
D	SCREW		4
E	LOCK WASHER		8